

JANUARY 2021

C-CROSS CATTLE COMPANY

BULL PRODUCTION SALE

JANUARY 9, 2021 • SALE BEGINS AT 12:00 PM (EST)
AT THE RANCH IN BISCOE, NC



HIGH QUALITY GELBIEH • ANGUS • BALANCER® CATTLE

Welcome To Our 2021 Winter Sale

Most of us are anxious to start a new year and see 2020 come to a close. Nearly all of us have made some adjustments in how we are conducting business through this pandemic. Farm and livestock needs remain the same and the feeding and breeding of our cattle must go on.

We are pleased to offer a good set of bulls again this year. Several aged bulls are available to add value and meet up your needs.

We continue to strive to produce industry relevant cattle that will improve your bottom line. Buy with confidence and expect us to earn your business .

Phone and internet bidding is available and cattle can be viewed prior to sale by appointment.

We welcome our new customers and appreciate the support of our repeat clients.

We pray Gods blessings for your families and THANK YOU for your support !

Duane and Wendy Strider



..... Your source for Performance,
Carcass and Eye Appeal

SCHEDULE OF EVENTS

Friday, January 8

Cattle available for viewing
2:00 PM until dark

Saturday, January 9

Cattle available for viewing 8:00 AM

11:00 AM

Lunch Served

12:00 PM

Production Sale begins
Load out begins at conclusion of sale

VIDEO VIEWING ONLINE

Approximately 10 days prior to the sale, the videos of all animals will be available for viewing at www.ccrosscattle.com

DIRECTIONS TO SALE FACILITY

C-Cross Cattle Co. and JBOB Farm
signs at T-intersection of
OLD 220 and Auman Rd.

Farm entrance is just across the
interstate overpass.

Map located on the back cover
of catalog.

GPS Address:

205 J-Bob Lane, Biscoe, NC 27209

SALE DAY PHONES

Sale Facility 910-428-4568
Duane Strider, mobile 336-964-6277
Todd Barlow 502-548-4671

AUCTIONEER

Todd Barlow 502-548-4671

ACCOMMODATIONS

Days Inn - Biscoe, NC 910-428-2525
Holiday Inn - Rockingham, NC 910-895-0099
Comfort Inn - Asheboro, NC 336-626-4414
Comfort Inn - Pinehurst, NC 910-215-5500
Quality Inn - Albemarle, NC 704-983-6990

AIR TRANSPORTATION

Fly to either Charlotte, NC (70 miles to sale site), Greensboro, NC (50 miles to sale site) or Raleigh, NC (70 miles to sale site).

HEALTH

Health papers will be provided in order to allow shipment anywhere in the continental US. All bulls selling have passed a complete breeding soundness exam and are guaranteed breeders.

HERD VETERINARIAN

Dr. Brent Scarlett, DVM - Asheboro, NC
336-629-5400

TELEPHONE BIDS

Any telephone bids may be submitted to Todd Barlow or Duane Strider at the above listed numbers.

TRUCKING

Buyers are responsible for shipping cost and scheduling trucking. C-Cross Cattle will be glad to provide you with a list of reliable truckers for trucking nationwide, if needed.

REGISTRATION PAPERS

Registration papers are in order on all registered Gelbvieh, Balancer® and Angus cattle selling. Registration papers will be transferred to new owner at seller's expense. Expect the registrations to arrive to you in 45-60 days.

LIABILITY

All persons attending the sale do so at their own risk. C-Cross Cattle Co. assumes no liability for accidents, theft or damage occurring at the sale facility.

SALE ORDER AND SUPPLEMENTAL INFORMATION

Sale order will be available sale date. Supplement sheet and announcements from the block take precedence over the sale book. All cattle will be penned in the sale lots beside the sale barn starting on Friday, January 8, at 2:00 pm for viewing.

TERMS AND CONDITIONS

Terms are cash or check, and settlement must be made sale day before the cattle leave the sale facility. All cattle sell under the terms and conditions suggested by the American Gelbvieh Association. A copy of these can be obtained from the AGA or C-Cross Cattle Company.



DUANE & WENDY STRIDER, owners
2123 Center Cross Church Road
Asheboro, NC 27205

Mobile: 336-964-6277

Phone: 336-381-3640

Fax: 910-428-4568

ccrosscattle@yahoo.com

www.ccrosscattle.com

SALE PROCEDURES & SALE BOOK INFORMATION

C-CROSS CATTLE CO VIDEO AUCTION PROCEDURE:

All females and bulls selling will be penned beside the sale barn for viewing on Friday, January 8 and Saturday, January 9. The cattle will be sold with viewing of the animal selling on video screens in the sale barn. No animal will come into the ring. Please arrive early for viewing of all sale animals.

FEMALES SELLING:

All female lots sell individually unless stated otherwise from the block.

BULLS SELLING:

All bull lots sell individually.

ABOUT THE BULLS

C-CROSS CATTLE COMPANY BULL GUARANTEE:

All bulls have been tested and passed a Breeding Soundness Examination. Bulls will be guaranteed for their first breeding season defined as a 90 day breeding season post turn in or a maximum of four months after date of purchase. Guaranteed in full unless negligence of the buyer. C-Cross Cattle Company will work to furnish you another bull of equal value or refund purchase price of the original bull less salvage value.


C-CROSS BULL BOARDING AND DEVELOPMENT:


Any bull sold in this sale can be left at a cost of \$3.50 per day. Buyer must buy insurance or assume risk. All bulls must be picked up before May 1, 2020 unless other arrangements are made.

BULL DEVELOPMENT:

All bulls were developed on a wet ration of soy hulls, corn gluten, corn silage and a mineral vitamin pack. Bulls had access to grass and/or hay and were held in large pastures for adequate exercise. Bulls have been developed, not fattened. We add pounds slowly to minimize any problems with soundness. We don't creep feed calves at the side of dams. We believe that our environment should be the same as that of most commercial producers. This allows us to see what the cow, calf and grass can achieve.

HEIFER BULLS:

Look for this symbol  to help in selecting a bull to use on first calf heifers.

If you see this symbol  beside a lot number, you will know that C-Cross believes it is a "Heifer Bull."

PERFORMANCE INFORMATION:

BW = Actual Birth Weight

AYW = Adjusted Yearling Weight

AWW = Adjusted Weaning Weight

200 Day Act. WW = 200 Day Actual Weaning Weight

SC = Actual Scrotal Circumference taken on 12/08/2020.

C-CROSS CATTLE COMPANY WILL RETAIN 50% SEMEN INTEREST IN ALL BULLS SELLING UNLESS OTHER ARRANGEMENTS ARE MADE PRIOR TO THE FALL OF THE GAVEL.

EPDs (Expected Progeny Differences):

All EPDs, for bulls are current as provided by the American Gelbvieh Association at the time of catalog printing. EPDs are subject to change before the transfer of registration and/or the buyers receipt of the transferred registration papers due to updated data recorded at the AGA.

LIVE ON THE INTERNET. LIVE AUDIO. LIVE VIDEO. BIDDING

LiveAuctions TV

To register and follow the auction in real time on the internet,
log onto Website: <http://www.liveauctions.tv>
For More Information, call Margo Paeltz-Schmerge at:
937-515-1194 or 817-725-8595.

If you wish to follow the sale on the computer and bid by telephone, please call the sale day phone numbers or one of the consultants listed in our catalog.
"We appreciate your attendance"

SALE BOOK INFORMATION AND DATA

How the New Genetic Evaluation Impacts Genetic Selection

The AGA is a part of International Genetic Solutions (IGS), which is a collaboration between other North American beef breed associations. IGS invested in the new BOLT software, which brings with it the single-step genetic evaluation, a new, more streamlined method for incorporating genomic results into expected progeny differences (EPDs).

This partnership benefits the commercial beef industry by providing EPDs backed by millions of pedigree, performance, and genomic records, which are directly comparable across the partner breeds. Hands down, BOLT technology provides the best and most accurate method for genetic prediction. Below is a sampling of improvements brought on by BOLT:

Progeny equivalent values in the table below describe the number of progeny with reported data for each trait that would be needed to match the amount accuracy provided by a genomic test. For example, the progeny equivalent for calving ease direct (CED) for Gelbvieh and Balancer® registered animals is 15, which means that the inclusion of a genomic test is the equivalent to having calved 15 heifers bred to a particular bull.

ADVANTAGES TO THE BUYER WITH GE EPDs:

- Make better bull buying decisions
- DNA testing is not affected by environment
- Greater confidence in your seedstock supplier
- Select replacement heifers and potential donor dams with more confidence
- Get EPDs with ACC values equal to or greater than a lifetime of progeny
- Find maternally focused bulls that will produce superior replacement females
- Select superior young sires that will accelerate genetic improvement
- More accurately select sires that excel in feedlot and carcass traits, especially marbling.

PROGENY EQUIVALENTS IGS-SS POWERED BY BOLT	
Trait	Progeny Equivalents
CE	15
CEM	3
BW	21
WW	22
YW	24
MILK	18
STAY	25

EPD DESCRIPTIONS IN THE SALE BOOK:

CED: Calving ease direct, percent of unassisted births of a bull's calves when he is used on heifers. A higher number is favorable, meaning better calving ease. This EPD can be vital to a rancher looking to decrease the amount of calves pulled in his herd.

BW: Birth weight, predicts the difference, in pounds, for birth weight of the calf.

WW: Weaning weight, predicts the difference, in pounds, for weaning weight (adjusted to age of dam and a standard 205 days of age). This is an indicator of growth from birth to weaning.

YW: Yearling weight, predicts the expected difference, in pounds, for yearling weight (adjusted to a standard 365 days of age). This is an indicator of growth from birth to yearling.

MK: Milk, the genetic ability of a sire's daughters to produce milk expressed in pounds of weaning weight.

TM: Total maternal, an index that combines growth and milk information as a prediction of the weaning weight performance of calves from a sire's daughters.

As an index, this value is not reported with an accompanying accuracy. A greater TM value means a mother that returns comparatively higher weaning weights on her calves.

CEM: Calving ease maternal, represented as percent of unassisted births in a sire's first-calving daughters. A higher number represents more favorable calving ease. This EPD is important to a rancher's bottom line because it predicts which animals produce daughters with a genetic pre-disposition to calve unassisted as heifers.

YG: Yield grade, differences in yield grade score, which is a predictor of percent retail product. Smaller values suggest that progeny will have a better lean to fat ratio.

CW: Carcass weight, differences in pounds of hot carcass weight, adjusted to an industry standard age endpoint.

REA: Ribeye area, differences in ribeye area in inches between the 12th and 13th rib. Greater ribeye areas are preferable.

MB: Marbling, predicts the differences in the degree of marbling within the ribeye as expressed in marbling score units. Greater marbling numbers are preferable and are an indicator of higher carcass quality grades.

FPI: Feeder profit index, an economic selection index designed to aid producers in selecting sires whose progeny will perform in the feedlot and are sold on grade and yield. Well ranking sires for FPI have higher marbling and carcass weight than their contemporaries. As a terminal index, little emphasis is put on maternal traits such as stayability and calving ease.

\$COW: Represents the genetic value in dollars of profit of an animal when retained as a replacement female relative to other animals in the herd. A higher number represents more profitable genetics for maternal productivity. \$Cow will serve producers in selecting bulls that will sire daughters with stayability and reproductive efficiency as well as other traits that lead to profitability in a production system, such as milk, calving ease, moderate mature weight and the ability of calves to gain. A female's genetics also influence the performance of her calves in the feedlot and at slaughter, so traits such as feed efficiency and carcass value are also included in \$Cow.

GELBVIEH AND BALANCER® BREED AVERAGE EPD'S

GELBVIEH NON-PARENT EPDs

CED	BW	WW	YW	MK	TM	CEM	YG	CW	RE	MB	\$COW	FPI
12	0.3	61	86	20	51	6	-0.28	18	0.59	0.21	106.79	70.00

BALANCER® NON-PARENT EPDs

CED	BW	WW	YW	MK	TM	CEM	YG	CW	RE	MB	\$COW	FPI
13	-0.2	63	95	21	52	7	-0.10	26	0.45	0.39	101.19	76.17

GELBVIEH ACTIVE DAM EPDs

CED	BW	WW	YW	MK	TM	CEM	YG	CW	RE	MB	\$COW	FPI
11	0.6	59	83	20	50	6	-0.30	16	0.57	0.18	106.54	67.53

BALANCER® ACTIVE DAM EPDs

CED	BW	WW	YW	MK	TM	CEM	YG	CW	RE	MB	\$COW	FPI
12	0.0	60	90	21	51	7	-0.10	22	0.40	0.37	102.03	73.75

SPRING 2019 BORN BULLS

Lot 1 CCROSS LEVERAGE 9214G ET

1	BA38 Bull	Black (Homo - P) 9214G	Polled (Homo - P) AMGV1453173							
VRT LAZY TV SAM U451		DOB: 3/3/2019	BW: 80							
CCRO CAROLINA LEVERAGE 3214A		GE-EPD: N	ADJ. WW: 706							
CCRO BELLE OF THE BALL 1309Y			ADJ. YW: 1166							
SITZ DASH 10277			SC: 39.5							
JUSTAMERE 10277 TIFFANY 203Y										
ALLEGRA OF TULLAMORE 30W										
EPD	CED	BW	WW	YW	MK	TM	CEM	HP	PG30	STAY
14	-0.9	79	126	26	66	12	10.76	-1.01	13	
%	30	40	15	10	5	3	1	2	90	65
EPD	YG	CW	REA	MB	FT	\$COW	FPI	EPI		
0.04	48	0.57	0.53	0.03			91.12			
%	90	10	35	15	95		4			

Offering 3 ET Leverage sons from the Tiffany 203Y mating. Hard to improve the EPD Profile on these Balancer bulls. Homo Black and Homo Polled by birthright. Top 15% or better for WW and YW. Top 30% CED top 40% BW.



Carolina Leverage - Sire of Lots 1, 2 and 3

Lot 2 CCROSS LEVERAGE 9217G ET

2	BA38 Bull	Black (Homo - P) 9217G	Polled (Homo - P) AMGV1453176							
VRT LAZY TV SAM U451		DOB: 3/7/2019	BW: 80							
CCRO CAROLINA LEVERAGE 3214A		GE-EPD: N	ADJ. WW: 743							
CCRO BELLE OF THE BALL 1309Y			ADJ. YW: 1161							
SITZ DASH 10277			SC: 40.5							
JUSTAMERE 10277 TIFFANY 203Y										
ALLEGRA OF TULLAMORE 30W										
EPD	CED	BW	WW	YW	MK	TM	CEM	HP	PG30	STAY
14	-0.9	79	126	26	66	12	10.76	-1.01	13	
%	30	40	15	10	5	3	1	2	90	65
EPD	YG	CW	REA	MB	FT	\$COW	FPI	EPI		
0.04	48	0.57	0.53	0.03			91.12			
%	90	10	35	15	95		4			

Offering 3 ET Leverage sons from the Tiffany 203Y mating. Hard to improve the EPD Profile on these Balancer bulls. Homo Black and Homo Polled by birthright. Top 15% or better for WW and YW. Top 30% CED top 40% BW. 9217 has a 40.5CM Scrotal.



Tiffany 203Y - Donor dam of Lots 1, 2 and 3

Lot 3 CCROSS LEVERAGE 9216G ET

3	BA38 Bull	Black (Homo - P) 9216G	Polled (Homo - P) AMGV1453175							
VRT LAZY TV SAM U451		DOB: 3/6/2019	BW: 80							
CCRO CAROLINA LEVERAGE 3214A		GE-EPD: N	ADJ. WW: 764							
CCRO BELLE OF THE BALL 1309Y			ADJ. YW: 1240							
SITZ DASH 10277			SC: 44							
JUSTAMERE 10277 TIFFANY 203Y										
ALLEGRA OF TULLAMORE 30W										
EPD	CED	BW	WW	YW	MK	TM	CEM	HP	PG30	STAY
14	-0.9	79	126	26	66	12	10.76	-1.01	13	
%	30	40	15	10	5	3	1	2	90	65
EPD	YG	CW	REA	MB	FT	\$COW	FPI	EPI		
0.04	48	0.57	0.53	0.03			91.12			
%	90	10	35	15	95		4			

Offering 3 ET Leverage sons from the Tiffany 203Y mating. Hard to improve the EPD Profile on these Balancer bulls. Homo Black and Homo Polled by birthright. Top 15% or better for WW and YW. Top 30% CED top 40% BW. 9216 sports a 44 CM Scrotal, largest in the offering.



TPG Frontrunner 2510F - Our new homo-black, homo-polled herd sire. Watch for exciting new progeny in next year's sale.

Lot 4 CCROSS CAROLINA 9220G

BA75 Bull Black (not Homo - D) Polled (Homo - P)
9220G AMG1450374

CCRO CAROLINA LEVERAGE 3214A
CCRO CAROLINA BIG BOUNTY 6015D
EHE MS TWILA'S FOCUS W607 ET
DCSF POST ROCK GRANITE 200P2
CCRO MS R.J.'S ROCK 1359Y
CCRO MS FAST TRAIN 9760W ET

DOB: 4/2/2019 BW: 86
GE-EPD: N ADJ. WW: 767
ADJ. YW: 1226
SC: 38

	CED	BW	WW	YW	MK	TM	CEM	HP	PG30	STAY
EPD	9	1	72	105	20	56	5	12.77	-0.16	18
%	90	80	35	50	45	35	80	1	65	5

	YG	CW	REA	MB	FT	\$COW	FPI	EPI
EPD	-0.12	40	0.7	0.25	-0.01	125.13	75.46	113.34
%	30	30	15	75	30	5	70	50

Big Bounty calves are certainly meeting our expectations. 9220 has tremendous bone and will add frame and muscle to your next calf crop. Double Black and Homo Polled. Top 35% WW and excellent intake and carcass EPD's.



Carolina Big Bounty - Sire of Lot 4

Lot 5 CHAMBERS Y6 1915

BA50 Bull Black (Homo - D) Polled (Homo - P)
1915 AMG1441095

K C F BENNETT ABSOLUTE
KCF BENNETT Y6
KCF MISS IN FOCUS W209
CCRO CAROLINA EXCLUSIVE 1230Y
CCRO CCROSS CAROLINA 5312C
CCRO MS FAST TRAIN 9760W ET

DOB: 2/4/2019 BW: 81
GE-EPD: N ADJ. WW: 726
ADJ. YW: 1222
SC: 41.5

	CED	BW	WW	YW	MK	TM	CEM	HP	PG30	STAY
EPD	8	2.1	86	130	10	53	3	5.25	3.04	9
%	95	95	3	10	>95	55	95	40	4	>95

	YG	CW	REA	MB	FT	\$COW	FPI	EPI
EPD	-0.04	50	0.65	0.58	0	75.19	89.85	160.57
%	60	10	20	10	50	95	10	10

Here stands a Bennett Y6 son with power to burn. Top 3% WW Top 10% YW, Great disposition. Homo Black and Homo Polled. 41.5CM Scrotal.

Lot 6 CCRO MR NIAGARA 61G

PC25 Bull Black (Homo - D) Polled
61G AMG1484834

S S NIAGARA Z29
LUCAS NIAGARA 513J
LUCAS LADY VT OBJECTIVE 326M
CCRO TOP STRAND 1203Y ET
TWRG MISS 631B
TWRG MISS 630Y

DOB: 4/2/2019 BW: 83
GE-EPD: N ADJ. WW: 682
ADJ. YW: 1185
SC: 39.5

	CED	BW	WW	YW	MK	TM	CEM	HP	PG30	STAY
EPD	17	-2.9	66	104	27	60	10	2.07	0.79	13
%	10	10	60	45	4	15	5	80	30	65

	YG	CW	REA	MB	FT	\$COW	FPI	EPI
EPD	-0.01	39	0.51	0.34	0.01			82
%	85	25	65	35	80			25

Here comes a really nice, smooth made Heifer Bull. This 25% bull is ready to settle your heifer crop or breed him to your cows and you'll be happy with the results. Top 10% CE Top 10% BW. Homo Black.

Lot 7 CCRO MR NIAGARA 19G

BA50 Bull Black (not Homo - D) Polled
19G AMG1484829

S S NIAGARA Z29
LUCAS NIAGARA 513J
LUCAS LADY VT OBJECTIVE 326M
LFMS R1005
SSVF CENTER STAGE 019T
JRI MS PLD CENTER STAGE175F4

DOB: 4/29/2019 BW: 89
GE-EPD: N ADJ. WW: 734
ADJ. YW: 1177
SC: 37.5

	CED	BW	WW	YW	MK	TM	CEM	HP	PG30	STAY
EPD	15	-0.9	60	93	20	50	10	1.97	-0.11	10
%	30	40	85	80	45	75	10	80	65	95

	YG	CW	REA	MB	FT	\$COW	FPI	EPI
EPD	-0.11	33	0.61	0.32	-0.01		74.35	
%	35	55	30	55	30		80	

Another easy calving herd bull prospect. Top 30% CED Top 40% BW Top 10% CEM Excellent disposition. Hetero Black.

Lot 8 CCRO MR NIAGARA 680G

BA25 Bull Black (Homo - D) Polled
680G AMG1484839

S S NIAGARA Z29
LUCAS NIAGARA 513J
LUCAS LADY VT OBJECTIVE 326M
GF FINAL ANSWER 909G
TWRG MISS 68A
TWRG J B AUBREY 68U

DOB: 4/17/2019 BW: 0
GE-EPD: N ADJ. WW: 769
ADJ. YW: 1171
SC: 40.5

	CED	BW	WW	YW	MK	TM	CEM	HP	PG30	STAY
EPD	17	-3.1	67	105	24	58	10	2.18	0.15	11
%	10	10	60	50	15	25	10	80	65	85

	YG	CW	REA	MB	FT	\$COW	FPI	EPI
EPD	-0.02	38	0.5	0.37	0.01			83.24
%	70	35	50	45	70			30

Heifer bull deluxe! Top 10% CED and BW. Homo Black. 40.5CM Scrotal.

Lot 9 CCRO MR DITKA 548G

9 BA75 Bull Black (Homo - D) 548G Polled AMGV1484832

SANDPOINT BUTKUS X797 DOB: 4/11/2019 BW: 85
 JKGF DITKA C85 GE-EPD: N ADJ. WW: 623
 JKGF LADYBUG A012 ADJ. YW: 1190
 JBOB 2279J ET SC: 39.5
 JBOB 5481P
 JBOB 1335G

	CED	BW	WW	YW	MK	TM	CEM	HP	PG30	STAY
EPD	12	0.7	81	116	27	68	6	-1.17	-0.75	16
%	60	75	10	25	3	2	60	>95	90	20

	YG	CW	REA	MB	FT	\$COW	FPI	EPI
EPD	-0.23	35	0.76	-0.02	-0.04	98.03	76.51	134.17
%	3	45	10	>95	2	55	65	25

First of 2 Ditka sons in the offering. Top 10% WW Top 25% YW. Maternal side of the pedigree is J-BOB Maternal Foundation Genetics that are time tested. You'll want to save your replacement heifers from this herd sire. Homo Black.



Ditka C85 - Sire of Lots 9 and 10

Lot 10 CCRO MR DITKA 41G

10 BA63 Bull Black (Homo - D) 41G Polled AMGV1484831

SANDPOINT BUTKUS X797 DOB: 4/5/2019 BW: 80
 JKGF DITKA C85 GE-EPD: N ADJ. WW: 684
 JKGF LADYBUG A012 ADJ. YW: 1180
 CMGF CLINCH MT TOP SHELF 1238Z SC: 41
 TWRG MISS 43D
 TWRG BERETTA'S JEZEBEL

	CED	BW	WW	YW	MK	TM	CEM	HP	PG30	STAY
EPD	11	0.1	74	108	24	60	6	0.97	0.73	15
%	70	60	30	45	15	20	60	90	35	30

	YG	CW	REA	MB	FT	\$COW	FPI	EPI
EPD	-0.13	33	0.63	0.06	-0.01	96.72	74.07	146.93
%	25	55	25	>95	30	60	80	15

Another Ditka son in the Top 30% for WW and Top 40% for YW. Homo Black. 41CM Scrotal.

Lot 11 CTR CCROSS IMPRESSIVE 9800G

11 BA50 Bull Black (Homo - D) 9800G Polled AMGV1491347

DLW INDUSTRY 301X DOB: 4/29/2019 BW: 62
 CTR CTR IMPRESSIVE 5767C GE-EPD: N ADJ. WW: 736
 CTR 7228T ADJ. YW: 1042
 CTR CTR SANDHILLS 0065X SC: 40.5
 CTR CTR DIVIDE 4111B
 CTR DIVIDE 9134W

	CED	BW	WW	YW	MK	TM	CEM	HP	PG30	STAY
EPD	9	2.5	68	99	15	50	4	5.72	0.59	14
%	90	>95	55	65	85	75	90	30	35	45

	YG	CW	REA	MB	FT	\$COW	FPI	EPI
EPD	-0.18	22	0.6	0.14	-0.02			68.66
%	10	90	30	95	15			95

Cedar Top Impressive 5767C son that we purchased by the side of a Sandhills Dam from Scott Starr. He is deep, thick, and wide based. Homo Black and Double Polled. 40.5CM Scrotal.

Lot 12 KAF LEGENDARY 8181

12 AN Bull Black (Homo - P) 8181 Polled (Homo - P) AMAN19768774

QUAKER HILL RAMPAGE DOB: 12/23/2018 BW:
 CONNEALY LEGENDARY GE-EPD: N ADJ. WW:
 JAZZED OF CONANGA 4660 ADJ. YW:
 SAV PIONEER 7301 SC:
 KAF BLACKCAP 1220
 KAF BLACK CAP 713

	CED	BW	WW	YW	MK	TM	CEM	HP	PG30	STAY
EPD	8	0.1	52	92	20	9				
%	35	25	65	70	85	45				

	YG	CW	REA	MB	FT	\$COW	FPI	EPI
EPD								
%								


2 year old Angus bull by Connealy Legendary. Ready for heavy service. Top 35% CED Top 25% BW. Good choice for heifers.



CCross Performer 2301Z is a past People's Choice Gelbvieh Heifer Futurity Champion and daughter of our lead donor, Ms Twila's Focus W607.

FALL 2019 BORN BULLS

Lot 13 CCROSS CLINCH MTN CAROLINA AMNESTY 1928G

13	PB94	Black (Homo - P)	Polled (Homo - P)
	Bull	1928G	AMGV1478872
VRT LAZY TV SAM U451		DOB: 9/3/2019	BW: 80
CCRO CAROLINA LEVERAGE 3214A		GE-EPD: N	ADJ. WW: 706
CCRO BELLE OF THE BALL 1309Y			ADJ. YW: 1208
BCFG BUTLERS IMPACT 549U			SC: 39
CMGF CLINCH MT MS IMPACT 1218Z			
JCGR BAR GT JULIAS IMAGE 35J			

	CED	BW	WW	YW	MK	TM	CEM	HP	PG30	STAY
EPD	13	0.2	82	121	27	68	7	13.83	1.26	14
%	35	50	3	4	10	2	30	1	25	65
	YG	CW	REA	MB	FT	\$COW	FPI	EPI		
EPD	-0.29	38	1.08	0.3	-0.03	115.73	86.76	101.1		
%	25	15	1	20	60	30	1	15		

Certainly a potential breeding piece for the purebred producer. Are you looking for a purebred 94% that should work on heifers and not sacrifice growth? Hard to improve his EPD profile. Excellent Phenotype. Homo Black and Homo Polled! Try to find a bull that you could breed to every cow in the herd and expect to improve EPD's. C-Cross Cattle retains 50% semen interest.



Carolina Leverage - Sire of Lots 13, 15 and 16

Lot 14 CCROSS CLINCH MTN HARVEST 1923G

14	BA63	Black (Homo - P)	Polled (Homo - P)
	Bull	1923G	AMGV1478868
CCRO CAROLINA LEVERAGE 3214A		DOB: 8/27/2019	BW: 77
CCRO CAROLINA BIG HARVEST 6012D		GE-EPD: N	ADJ. WW: 663
EHE MS TWILA'S FOCUS W607 ET			ADJ. YW: 1137
CCRO CAROLINA EXCLUSIVE 1230Y			SC: 40.5
CCRO CC EXCLUSIVE BELLE 5149C			
CCRO MS CCROSS BELLE 2154Z			

	CED	BW	WW	YW	MK	TM	CEM	HP	PG30	STAY
EPD	9	1.6	85	126	19	62	5	12.42	1.82	14
%	90	90	4	10	55	10	80	1	15	45
	YG	CW	REA	MB	FT	\$COW	FPI	EPI		
EPD	-0.1	52	0.79	0.37	-0.01	110.7	85.72	134.71		
%	35	5	5	45	30	25	20	25		

This Carolina Big Harvest son will make a lot of friends on sale day. Combines breed legends on both sides of the pedigree. Top 3% WW Top 10% YW. Homo Black and Homo Polled. 40.5CM Scrotal.



Carolina Big Harvest 6012D
Sire of Lot 14, 23, 26, 28 and 37

Lot 15 CCROSS CLINCH MTN LEVERAGE 1926G

15	BA63	Black (Homo - P)	Polled (Homo - P)
	Bull	1926G	AMGV1478870
VRT LAZY TV SAM U451		DOB: 9/1/2019	BW: 75
CCRO CAROLINA LEVERAGE 3214A		GE-EPD: N	ADJ. WW: 654
CCRO BELLE OF THE BALL 1309Y			ADJ. YW: 1122
CMFS 7126T ET			SC: 38.5
CMFS 3756A			
CCRO CCROSS MIA MIRACLE 6616S			

	CED	BW	WW	YW	MK	TM	CEM	HP	PG30	STAY
EPD	10	-0.7	71	104	26	61	7	11.46	-1.2	18
%	85	45	40	55	5	15	45	2	90	5
	YG	CW	REA	MB	FT	\$COW	FPI	EPI		
EPD	-0.27	32	0.85	0.26	-0.04		78.56			
%	1	60	3	75	2		55			

Another pair of Homo Black and Homo Polled Leverage sons that are sure to please. These BA 63% have excellent phenotype and good dispositions.

Lot 16 CCROSS CLINCH MTN LEVERAGE 1929G

16	BA63	Black (Homo - P)	Polled (Homo - P)
	Bull	1929G	AMGV1478873
VRT LAZY TV SAM U451		DOB: 9/7/2019	BW: 78
CCRO CAROLINA LEVERAGE 3214A		GE-EPD: N	ADJ. WW: 651
CCRO BELLE OF THE BALL 1309Y			ADJ. YW: 1113
B C C BUSHWACKER 41-93			SC: 37
CMGF CLINCH MT MS BW 918W ET			
JBOB 2553J ET			

	CED	BW	WW	YW	MK	TM	CEM	HP	PG30	STAY
EPD	11	0	77	109	21	59	7	10.23	1.89	17
%	70	60	20	40	35	20	45	3	15	10
	YG	CW	REA	MB	FT	\$COW	FPI	EPI		
EPD	-0.23	37	0.87	0.3	-0.03	126.28	81.97	113.73		
%	3	40	2	60	5	4	35	50		

Another pair of Homo Black and Homo Polled Leverage sons that are sure to please. These BA 63% have excellent phenotype and good dispositions.

Lot 17 CAROLINA FRONTIER 9009G ET

17 BA75 Bull Black (Homo - P) 9009G Polled (Homo - P) AMG1496553

DLW NEW FRONTIER 33A ET DOB: 9/15/2019 BW: 73
 JKGF FINAL FRONTIER C95 GE-EPD: N ADJ. WW: 651
 KCF MISS FORTUNE U490 ADJ. YW: 1096
 LEACHMAN RIGHT TIME SC: 35
 CCRO MS BOMBSHELL 9347W ET
 JBOB 3403K ET

	CED	BW	WW	YW	MK	TM	CEM	HP	PG30	STAY
EPD	9	0.3	72	108	25	61	6	7.67	2.17	17
%	90	65	35	45	10	15	60	10	15	10

	YG	CW	REA	MB	FT	\$COW	FPI	EPI
EPD	-0.22	32	0.76	0.34	-0.03	121.24	79.87	106.32
%	4	60	10	50	5	10	45	55

The Final Frontier Mating to 9347W Donor proved successful in these 2 herd sire prospects. Top 35% WW Top 45% YW Top 4% REA Top 10% milk Top 15% TM. Homo Black and Homo Polled by birthright. Very predictable Maternal Genetics to add to your herd.



Final Frontier C95 - Sire of Lot 17 and 18

Lot 18 CAROLINA FRONTIER 9010G ET

18 BA75 Bull Black (Homo - P) 9010G Polled (Homo - P) AMG1496554

DLW NEW FRONTIER 33A ET DOB: 9/19/2019 BW: 73
 JKGF FINAL FRONTIER C95 GE-EPD: N ADJ. WW: 636
 KCF MISS FORTUNE U490 ADJ. YW: 1110
 LEACHMAN RIGHT TIME SC: 35
 CCRO MS BOMBSHELL 9347W ET
 JBOB 3403K ET

	CED	BW	WW	YW	MK	TM	CEM	HP	PG30	STAY
EPD	9	0.3	72	108	25	61	6	7.67	2.17	17
%	90	65	35	45	10	15	60	10	15	10

	YG	CW	REA	MB	FT	\$COW	FPI	EPI
EPD	-0.22	32	0.76	0.34	-0.03	121.24	79.87	106.32
%	4	60	10	50	5	10	45	55

The Final Frontier Mating to 9347W Donor proved successful in these 2 herd sire prospects. Top 35% WW Top 45% YW Top 4% REA Top 10% milk Top 15% TM. Homo Black and Homo Polled by birthright. Very predictable Maternal Genetics to add to your herd.



Ms Bombshell 9347W - Dam of Lots 17 and 18

Lot 19 CCRO MR WATCHMAN 72G

19 BA38 Bull Black (Homo - D) 72G Polled AMG1490580

DVA SCOUT 553 DOB: 9/18/2019 BW: 53
 VRT LAZY TV WATCHMAN W021 GE-EPD: N ADJ. WW: 570
 VRT LAZY TV MS PETERBLT T309 ADJ. SC: 1019
 LUCAS NIAGARA 513J
 TWRG MISS 780E
 TWRG MISS 78A SC: 31.5

	CED	BW	WW	YW	MK	TM	CEM	HP	PG30	STAY
EPD	19	-5.1	60	92	22	52	9	4.68	4.18	12
%	4	1	85	80	30	65	15	40	2	75

	YG	CW	REA	MB	FT	\$COW	FPI	EPI
EPD	0.07	40	0.38	0.73	0.02		89.87	
%	95	30	75	2	85		10	

You're gonna love this Watchman son! He's a sleep all night heifer bull for sure! 53lb start up and he's easy on the eyes. Homo Black.



Watchman - Sire of Lot 19

Lot 20 CCROSS CLINCH MTN 1934G

20 PB88 Bull Black (Homo - P) 1934G Polled (Homo - P) AMG1478878

CCRO CAROLINA LEVERAGE 3214A
CMGF CLINCH MT LEVERAGE 1610D
 CMGF CLINCH MT MS IMPACT 1218Z
 CMFS 7132T
CMFS CMFS4100
 CMFS 8023U

DOB: 9/27/2019 BW: 74
 GE-EPD: N ADJ. WW: 574
 ADJ. YW: 1104
 SC: 37.5

	CED	BW	WW	YW	MK	TM	CEM	HP	PG30	STAY
EPD	13	-0.7	71	113	20	55	8	6.08	-0.68	12
%	35	30	30	10	55	40	15	40	85	90

	YG	CW	REA	MB	FT	\$COW	FPI	EPI
EPD	-0.2	33	0.75	0.23	-0.02		78.61	
%	75	30	40	35	85		20	

PB88% Bull sitting in the Top 35% CED Top 30% BW and WW Top YW. Great EPD's across the board! Homo Black and Homo Polled. 74# BW.

Lot 21 CCROSS CLINCH MTN 1932G

21 PC75 Bull Black (Homo - P) 1932G Polled (Homo - P) AMG1478876

CCRO CAROLINA LEVERAGE 3214A
CMGF CLINCH MT LEVERAGE 1610D
 CMGF CLINCH MT MS IMPACT 1218Z
 CMFS 6288S
CMGF CLINCH MOUNTAIN MS RJ 1512C
 CMFS CMFS4100

DOB: 9/21/2019 BW: 76
 GE-EPD: N ADJ. WW: 595
 ADJ. YW: 1100
 SC: 38

	CED	BW	WW	YW	MK	TM	CEM	HP	PG30	STAY
EPD	12	-0.1	68	104	21	55	7	7.82	0.5	12
%	55	50	50	45	40	40	40	15	60	80

	YG	CW	REA	MB	FT	\$COW	FPI	EPI
EPD	-0.19	29	0.7	0.24	-0.02		75.9	
%	35	60	30	60	40		55	

Another 1610 Leverage son with a well balanced EPD profile. Homo Black and Homo Polled.

Lot 22 CCROSS CAROLINA 1951G

22 BA25 Bull Black (not Homo - D) 1951G Scurred AMG1471308

R B ACTIVE DUTY 010
SCARLETTS HEAVY DUTY 5AD25
 SCARLETTS MONICA MAY 2W12
 CONNEALY FINAL PRODUCT
JNCC GDN SMOKIN PRODUCT 373A
 JNCC GDN SMOKIN HAWK 867U

DOB: 9/4/2019 BW: 66
 GE-EPD: N ADJ. WW: 652
 ADJ. YW: 1026
 SC: 39



	CED	BW	WW	YW	MK	TM	CEM	HP	PG30	STAY
EPD	16	-1.8	76	123	22	60	10	1.52	0.95	14
%	15	20	20	15	30	20	10	80	35	45

	YG	CW	REA	MB	FT	\$COW	FPI	EPI
EPD	0.13	56	0.51	0.38	0.04		86.61	
%	>95	3	50	40	>95		15	

You'll appreciate the square hip and smooth shoulders on this 25% Heavy Duty son. Heifer bull prospect. Top 15% CED Top 20% BW and WW Top 30% milk. Hetero Black- Lightly Scurred.



Scarlett's Heavy Duty 5AD25
 Sire of Lots 22, 33 and 34

Lot 23 CCROSS CAROLINA 1960G

23 PC75 Bull Black (Homo - D) 1960G Polled (Homo - P) AMG1471311

CCRO CAROLINA LEVERAGE 3214A
CCRO CAROLINA BIG HARVEST 6012D
 EHE MS TWILA'S FOCUS W607 ET
 JCGR BAR GT COLTON 292X
CCRO CAROLINA 5169C
 CCRO DOTTIE 0315X

DOB: 9/17/2019 BW: 72
 GE-EPD: N ADJ. WW: 649
 ADJ. YW: 1028
 SC: 34.5

	CED	BW	WW	YW	MK	TM	CEM	HP	PG30	STAY
EPD	9	1.1	78	115	22	60	3	11.21	1.2	17
%	90	80	15	20	30	15	95	2	30	15

	YG	CW	REA	MB	FT	\$COW	FPI	EPI
EPD	-0.15	45	0.79	0.24	-0.02	121.62	79.1	102.76
%	45	10	15	60	40	10	40	45

The Big Harvest x 5169 mating worked well producing this 75% Homo Black Homo Polled performance herd sire. Top 15% WW, TM, stability and REA. Top 2% YW Top 30% Milk.



Carolina Big Harvest 6012D - Sire of Lot 23

Lot 24 CCROSS CAROLINA 1962G ET

24 PB88 Bull Black (Homo - P) 1962G Polled (Homo - P) AMG1482566

DLW NEW FRONTIER 33A ET DOB: 9/17/2019 BW: 75
 JKGF FINAL FRONTIER C95 GE-EPD: N ADJ. WW: 633
 KCF MISS FORTUNE U490 ADJ. YW: 1087
 DCSF POST ROCK GRANITE 200P2 SC: 35
CCRO BELLE OF THE BALL 1309Y
 CCRO MS BOMBSHELL 9347W ET

	CED	BW	WW	YW	MK	TM	CEM	HP	PG30	STAY
EPD	8	0.3	80	122	24	64	5	9.34	0.64	16
%	95	55	5	3	20	5	70	10	25	35

	YG	CW	REA	MB	FT	\$COW	FPI	EPI
EPD	-0.24	40	0.9	0.33	-0.03	115.87	84.28	118.5
%	50	10	10	15	60	30	3	10

Pay attention to this PB 88% mating by the 1309 Donor cow and the Final Frontier bull- 1962 is Homo Black and Homo Polled. Moderate framed and structurally correct.



Bell of the Ball 1309Y - Dam of Lot 24

Lot 25 CCROSS CAROLINA 1952G

25 PB88 Bull Black (Homo - D) 1952G Polled AMG1471309

HYEK BLACK IMPACT 3960N DOB: 9/4/2019 BW: 70
 LWHF INTIMIDATOR 617Z GE-EPD: N ADJ. WW: 716
 PMG MOLLY 15M ET ADJ. YW: 1131
 JCGR BAR GT COLTON 292X SC: 37
CCRO CAROLINA 6312D
 CCRO MS CARBON COPY 0321X



	CED	BW	WW	YW	MK	TM	CEM	HP	PG30	STAY
EPD	14	-0.3	67	95	22	56	6	6.67	-1.36	12
%	20	40	45	50	35	35	50	25	85	90

	YG	CW	REA	MB	FT	\$COW	FPI	EPI
EPD	-0.3	31	0.81	0.09	-0.05	85.86	72.27	61.27
%	20	40	25	85	15	95	55	65

Lovely package in this 88% Intimidator son. Nice EPD's and should be fine to use on heifers. Homo Black.



Intimidator 617Z - Sire of Lot 25

Lot 26 CCROSS CAROLINA 1967G

26 BA63 Bull Black (Homo - D) 1967G Polled (Homo - P) AMG1481034

KCF BENNETT U271 DOB: 9/25/2019 BW: 78
 DLW ALUMNI 7513A ET GE-EPD: N ADJ. WW: 641
 DLW MS MATRON 802U ADJ. YW: 1042
 PARTISOVER ANCHOR 948 SC: 35
CCRO LOVE LETTER 9758W ET
 JBOB 3403K ET

	CED	BW	WW	YW	MK	TM	CEM	HP	PG30	STAY
EPD	11	0.6	69	103	19	54	4	10	0.92	13
%	70	75	50	55	55	50	90	3	35	65

	YG	CW	REA	MB	FT	\$COW	FPI	EPI
EPD	-0.14	40	0.64	0.35	-0.02	95.96	77.25	125.13
%	20	30	25	50	15	60	60	35

Homo Black Homo Polled Alumni sired calf. Expect perfect teat and udder from his replacements.



Alumni - Sire of Lot 26

Lot 27 CCROSS CAROLINA 1953G

27 BA63 Bull Black (Homo - D) 1953G Polled AMGV1471310

CCRO CAROLINA LEVERAGE 3214A DOB: 9/4/2019 BW: 86
 CCRO CAROLINA BIG HARVEST 6012D GE-EPD: N ADJ. WW: 744
 EHE MS TWILA'S FOCUS W607 ET ADJ. YW: 1100
 JKGF REFLEX X4 ET SC: 37
 CBX MS REFLECTIONS 7
 CBX MS EAGLE EYE 737P ET

	CED	BW	WW	YW	MK	TM	CEM	HP	PG30	STAY
EPD	8	3.2	85	124	21	63	4	8.46	0.38	14
%	95	>95	4	15	35	10	90	10	65	45

	YG	CW	REA	MB	FT	\$COW	FPI	EPI
EPD	-0.17	47	0.84	0.27	-0.02	104.26	81.21	116.31
%	15	15	3	70	15	40	40	45

63% Big Harvest son in the Top 4% WW Top 10% YW. Homo Black.



Big Harvest - Sire of Lots 27 and 28

Lot 28 CCROSS CAROLINA 1964G

28 BA63 Bull Black (Homo - D) 1964G Polled AMGV1481031

CCRO CAROLINA LEVERAGE 3214A DOB: 9/21/2019 BW: 80
 CCRO CAROLINA BIG HARVEST 6012D GE-EPD: N ADJ. WW: 660
 EHE MS TWILA'S FOCUS W607 ET ADJ. YW: 1122
 CCRO C-CROSS MAG/MITZI 7200T SC: 36.5
 CCRO MISS CC CAROLINA 0356X
 CCRO CCROSS FORTUNE GIRL 8333

	CED	BW	WW	YW	MK	TM	CEM	HP	PG30	STAY
EPD	9	1.3	74	107	24	61	3	7.56	1.37	18
%	90	85	30	45	15	15	95	10	35	5

	YG	CW	REA	MB	FT	\$COW	FPI	EPI
EPD	-0.18	41	0.84	0.18	-0.02	121.48	75.49	102.13
%	10	25	3	90	15	10	70	60

Another Big Harvest Homo Black top 25% WW Top 45% YW Top 15% Milk and TM.



Carolina Security 8112F
 Carolina Security 8112F was a 2019 Sale Feature selling to Kilbourne Gelbvieh and Mike Moore Gentle G Farm. His first calves look outstanding. Semen will be available sale day!

Lot 29 CCROSS CAROLINA 1954G ET

29 PB94 Bull Black (Homo - D) 1954G Polled AMGV1482562

WAC FULLBACK 011G DOB: 9/14/2019 BW: 74
 VRT RUP LAZY TV HOTFUDGEJ357 GE-EPD: N ADJ. WW: 630
 VRT F091 ADJ. YW: 1033
 DCSF POST ROCK GRANITE 200P2 SC: 35
 CCRO CAROLINA 2332Z
 CCRO ANOTHER MAN'S GOLD 0300X

	CED	BW	WW	YW	MK	TM	CEM	HP	PG30	STAY
EPD	12	0.7	67	94	23	56	8	2.95	1.22	14
%	45	65	45	55	30	35	15	80	25	65

	YG	CW	REA	MB	FT	\$COW	FPI	EPI
EPD	-0.27	36	0.94	0.2	-0.03	96.16	73.21	76.01
%	35	20	5	45	60	75	50	40

PB 94% ET Hot Fudge J357 by the 2332 Donor Cow. Old school proven genetics. Homo Black. Lightly Scurred.



Carolina 2332Z - Dam of Lot 29

Lot 30 CCROSS SOUTH 1957G

30 PC75 Bull Black (Homo - P) 1957G Polled (Homo - P) AMGV1481029

VRT LAZY TV SAM U451
CCRO CAROLINA LEVERAGE 3214A
 CCRO BELLE OF THE BALL 1309Y
 CCRO CCROSS GOOD FORTUNE 8206
CCRO CAROLINA DOLL 3951A ET
 EHE MS TWILA'S FOCUS W607 ET

DOB: 9/15/2019 BW: 69
 GE-EPD: N ADJ. WW: 699
 ADJ. YW: 1010
 SC: 38.5

	CED	BW	WW	YW	MK	TM	CEM	HP	PG30	STAY
EPD	9	0.3	74	114	24	61	6	11.75	-0.28	17
%	90	60	25	20	15	15	55	1	60	15

	YG	CW	REA	MB	FT	\$COW	FPI	EPI
EPD	-0.2	41	0.93	0.37	-0.01	124.38	82.05	109.72
%	30	20	3	30	55	10	25	35

You'll appreciate this set of docile Twin Leverage bulls. Homo Black and Homo Polled. Top 25% WW and YW Top 15% Milk and TM.



Carolina Leverage - Sire of Lots 30 and 31

Lot 31 CCROSS SOUTH 1956G

31 PC75 Bull Black (Homo - P) 1956G Polled (Homo - P) AMGV1481028

VRT LAZY TV SAM U451
CCRO CAROLINA LEVERAGE 3214A
 CCRO BELLE OF THE BALL 1309Y
 CCRO CCROSS GOOD FORTUNE 8206
CCRO CAROLINA DOLL 3951A ET
 EHE MS TWILA'S FOCUS W607 ET

DOB: 9/15/2019 BW: 74
 GE-EPD: N ADJ. WW: 708
 ADJ. YW: 1005
 SC: 32.5

	CED	BW	WW	YW	MK	TM	CEM	HP	PG30	STAY
EPD	9	0.3	74	114	24	61	6	11.75	-0.28	17
%	90	60	25	20	15	15	55	1	60	15

	YG	CW	REA	MB	FT	\$COW	FPI	EPI
EPD	-0.2	41	0.93	0.37	-0.01	124.38	82.05	109.72
%	30	20	3	30	55	10	25	35

You'll appreciate this set of docile Twin Leverage bulls. Homo Black and Homo Polled. Top 25% WW and YW Top 15% Milk and TM.

Lot 32 CCROSS PRESIDENT 1950G

32 AN Bull Black (Homo - P) 1950G Polled (Homo - P) AMAN19829509

COLEMAN CHARLO 0256
SAV PRESIDENT 6847
 SAV BLACKCAP MAY 4136
 EXAR INSIGHT 8934B
CCROSS BLACKBIRD 7153E
 CCROSS BLACKBIRD 38

DOB: 9/1/2019 BW:
 GE-EPD: N ADJ. WW:
 ADJ. YW:
 SC: 35.0

	CED	BW	WW	YW	MK	TM	CEM	HP	PG30	STAY
EPD										
%										

	YG	CW	REA	MB	FT	\$COW	FPI	EPI
EPD								
%								

SAV President son with balanced EPD's. Square hipped, stylish herd sire prospect in this maternal Angus bull.

Lot 33 CCROSS HEAVY DUTY 1955G ET

33 AN Bull Black (Homo - P) 1955G Polled (Homo - P) AMAN19755654

R B ACTIVE DUTY 010
SCARLETTS HEAVY DUTY 5AD25
 SCARLETTS MONICA MAY 2W12
 SITZ DASH 10277
JUSTAMERE 10277 TIFFANY 203Y
 ALLEGRA OF TULLAMORE 30W

DOB: 9/14/2019 BW:
 GE-EPD: N ADJ. WW:
 ADJ. YW:
 SC: 36.5



	CED	BW	WW	YW	MK	TM	CEM	HP	PG30	STAY
EPD	9	1.5	59	105	26		11			
%	30	55	45	45	40		25			

	YG	CW	REA	MB	FT	\$COW	FPI	EPI
EPD		45	0.37	0.41	0.055			
%		45	80	70	95			

Angus ET bull sired by Heavy Duty from the 203Y Tiffany Donor Dam. Top 30% CED Top 45% WW and YW. Excellent maternal prospect.



Scarlett's Heavy Duty 5AD25
 Sire of Lots 33 and 34

Lot 34 CCROSS HEAVY DUTY 1980G

34 AN Bull Black (Homo - P) 1980G Polled (Homo - P) AMAN19755650

R B ACTIVE DUTY 010
SCARLETTS HEAVY DUTY 5AD25
 SCARLETTS MONICA MAY 2W12
 BASIN PAYWEIGHT 1682
LWHF BLACKCAP 103E
 DUBAS/DUBAS BLACKCAP C9798

DOB: 10/25/2019 BW:
 GE-EPD: N ADJ. WW:
 ADJ. YW:
 SC: 35.5



	CED	BW	WW	YW	MK	TM	CEM	HP	PG30	STAY
EPD	8	1.1	63	112	25		12			
%	35	45	30	30	50		15			

	YG	CW	REA	MB	FT	\$COW	FPI	EPI
EPD								
%								

Youngest calf in the offering and he's a good one. Heavy Duty sired calf by a nice Payweight daughter. She sends one to the bull pen on her first trip to the plate. Top 35% CED Top 30% WW and YW.

Lot 35 CCROSS CLINCH MTN LEGACY 1927G

35 BA63 Bull Black (Homo - P) 1927G Polled (Homo - P) AMGV1478871

CCRO CAROLINA EXCLUSIVE 1230Y
CMGF CCRO CLINCH MT LEGACY 1701E
 CMGF CLINCHMT MS MASTER 1021X
 CCRO CAROLINA LEVERAGE 3214A
CMGF CLINCH MT MS LEVERAGE 1717E
 CMFS 3756A

DOB: 9/3/2019 BW: 74
 GE-EPD: N ADJ. WW: 528
 ADJ. YW: 1087
 SC: 41

	CED	BW	WW	YW	MK	TM	CEM	HP	PG30	STAY
EPD	14	1.8	69	110	22	56	8	12.33	0.52	8
%	30	95	50	40	30	35	25	1	35	>95

	YG	CW	REA	MB	FT	\$COW	FPI	EPI
EPD	-0.28	37	0.78	0.2	-0.06			74.46
%	1	40	10	85	1			75

2 Legacy 1701 calves to choose from. Top 4% PG 30 Top 3% YG Top 25% REA. Both are Homo Black and Homo Polled.

Lot 36 CCROSS CLINCH MTN LEGACY 1930G

36 BA63 Bull Black (Homo - P) 1930G Polled (Homo - P) AMGV1478874

CCRO CAROLINA EXCLUSIVE 1230Y
CMGF CCRO CLINCH MT LEGACY 1701E
 CMGF CLINCHMT MS MASTER 1021X
 CMGF CLINCH MT LEGACY 1337A
CMGF CLINCH MT MS LEGACY 1509C
 JBOB 535R

DOB: 9/7/2019 BW: 82
 GE-EPD: N ADJ. WW: 503
 ADJ. YW: 1032
 SC: 35.5

	CED	BW	WW	YW	MK	TM	CEM	HP	PG30	STAY
EPD	12	2.1	59	91	19	48	5	6.74	3.29	10
%	60	95	90	85	55	85	80	20	4	95

	YG	CW	REA	MB	FT	\$COW	FPI	EPI
EPD	-0.22	29	0.63	0.18	-0.04	82.25	66.26	84.38
%	4	70	25	90	2	90	>95	80

2 Legacy 1701 calves to choose from. Top 4% PG 30 Top 3% YG Top 25% REA. Both are Homo Black and Homo Polled.



Legacy 1701E - Sire of Lots 35 and 36

Lot 37 CCROSS CLINCH MTN HARVEST 1931G

37 BA75 Bull Black (Homo - P) 1931G Polled (Homo - P) AMGV1478875

CCRO CAROLINA LEVERAGE 3214A
CCRO CAROLINA BIG HARVEST 6012D
 EHE MS TWILA'S FOCUS W607 ET
 CCRO CAROLINA EXCLUSIVE 1230Y
CMGF CLINCH MT MS EXCLUSIVE 1422B
 JBOB 535R

DOB: 9/10/2019 BW: 77
 GE-EPD: N ADJ. WW: 576
 ADJ. YW: 1130
 SC: 38

	CED	BW	WW	YW	MK	TM	CEM	HP	PG30	STAY
EPD	10	1	77	117	16	54	5	9.8	1.59	15
%	85	80	20	25	80	50	80	3	15	30

	YG	CW	REA	MB	FT	\$COW	FPI	EPI
EPD	-0.17	48	0.88	0.3	-0.02	112.96	79.99	114.07
%	15	10	2	60	15	20	45	45

75% Big Harvest sitting in the Top 15% WW Top 20% YW Top 2% REA Top 10% CW and YG. Homo Black and Homo Polled.

Lot 38 CCROSS CAROLINA 1976G

38 BA75 Bull Black (Homo - P) 1976G Polled AMGV1481040

DLW NEW FRONTIER 33A ET
JKGF FINAL FRONTIER C95
 KCF MISS FORTUNE U490
 PARTISOVER ANCHOR 948
CCRO MS SUNNY 9381W
 JEMG N842

DOB: 10/19/2019 BW: 80
 GE-EPD: N ADJ. WW: 681
 ADJ. YW: 1148
 SC: 38

	CED	BW	WW	YW	MK	TM	CEM	HP	PG30	STAY
EPD	9	1.2	73	104	23	60	4	4.81	2.25	15
%	95	85	30	55	20	20	90	40	15	30

	YG	CW	REA	MB	FT	\$COW	FPI	EPI
EPD	-0.19	28	0.65	0.34	-0.02	103.83	78.5	98.07
%	10	75	20	50	15	40	55	65

75% Final Frontier son. Homo Black. Top 30% WW Top 20% Milk, TM and REA Top 10% YG.

Lot 39 OLD SOUTH 1968G

39 PC75 Bull Black (Homo - P) 1968G Polled AMG1481035

DLW NEW FRONTIER 33A ET DOB: 10/11/2019 BW: 80
 JKGF FINAL FRONTIER C95 GE-EPD: N ADJ. WW: 705
 KCF MISS FORTUNE U490 ADJ. YW: 1108
 CCRO C-CROSS MAG/MITZI 7200T SC: 38
 OSOF MISS GEMSTONE 0392X
 LJS MARY

	CED	BW	WW	YW	MK	TM	CEM	HP	PG30	STAY
EPD	10	0.6	70	105	24	58	3	1.28	2.51	16
%	80	70	40	40	15	25	95	90	3	25

	YG	CW	REA	MB	FT	\$COW	FPI	EPI
EPD	-0.23	31	0.75	0.34	-0.03	107.12	78.21	90.75
%	25	55	20	35	25	40	40	55

75% Final Frontier son. Homo Black. Top 3% PG 30 Top 25% ST, YG, REA Top 40% WW and YW Top 25% Milk and TM.



Final Frontier C95 - Sire of Lots 38 and 39

Lot 40 CAROLINA EAGLE EYE 9006G

40 BA50 Bull Double Black 9006G Polled AMG1496555

VER EAGLE EYE 224Y ET DOB: 10/19/2019 BW: 73
 CCRO CCROSS CAROLINA 6010D GE-EPD: N ADJ. WW: 655
 CCRO MS PRECISELY 1023/64M ET ADJ. YW: 1078
 VRT LAZY TV SAM U451 SC: 35.5
 CCRO CCROSS CAROLINA 6086D
 SGRI B438



	CED	BW	WW	YW	MK	TM	CEM	HP	PG30	STAY
EPD	14	-1.6	66	100	20	54	6	5.63	1.44	13
%	30	25	65	65	45	50	60	30	35	60

	YG	CW	REA	MB	FT	\$COW	FPI	EPI
EPD	-0.09	35	0.58	0.41	0		80.89	
%	40	45	35	35	50		40	

Smooth made heifer bull- Quiet disposition. Top 30% CED Top 25% BW.

Lot 41 CCROSS CAROLINA 1966G

41 BA63 Bull Black (Homo - P) 1966G Polled (Homo - P) AMG1481033

KCF BENNETT X514 DOB: 9/25/2019 BW: 86
 DLW RANCHER 102C ET GE-EPD: N ADJ. WW: 678
 MAPLECREST RITA K0131 ADJ. YW: 1063
 CCRO CAROLINA LEVERAGE 3214A SC: 40
 CCRO CAROLINA 6314D
 CCRO CAROLINA 3323A

	CED	BW	WW	YW	MK	TM	CEM	HP	PG30	STAY
EPD	8	2.4	86	134	21	64	4	8.71	0.56	13
%	95	95	3	4	35	5	90	10	35	65

	YG	CW	REA	MB	FT	\$COW	FPI	EPI
EPD	-0.14	53	0.96	0.5	-0.01	98.83	89.04	146.13
%	20	4	1	20	30	50	10	15

You'll like this Rancher 102C bull calf. Use him to add pounds and performance to your next calf crop. Top 3% WW Top 4% YW and CW Top 1% REA. Homo Black. 40CM Scrotal.

Lot 42 CCROSS CAROLINA 1965G

42 BA75 Bull Black (Homo - P) 1965G Polled AMG1481032

CCRO CAROLINA LEVERAGE 3214A DOB: 9/22/2019 BW: 80
 CCRO CAROLINA COMMOTION 6230D GE-EPD: N ADJ. WW: 608
 CCRO CAROLINA 3328A ET ADJ. YW: 1047
 JCGR BAR GT COLTON 292X SC: 32.5
 CCRO CAROLINA 5163C
 CCRO MS BOMBSHELL 9347W ET

	CED	BW	WW	YW	MK	TM	CEM	HP	PG30	STAY
EPD	9	1.8	81	129	24	64	5	12.01	2.85	13
%	90	95	10	10	15	5	80	1	4	65

	YG	CW	REA	MB	FT	\$COW	FPI	EPI
EPD	-0.25	53	1.04	0.18	-0.04	106.93	79.89	117.03
%	2	4	1	90	2	30	45	45

Carolina Commotion calf with excellent EPD's. Homo Black. Top 10% WW and YW Top 15% Milk Top 1% REA.



Ms Bombshell 9347W - Grand Dam of Lot 42

Lot 43	CCRO MR WATCHMAN 645G									
BA50 Bull	Black (Homo - D) 645G					Polled AMGV1490577				
DVA SCOUT 553					DOB: 9/1/2019		BW: 75			
VRT LAZY TV WATCHMAN W021					GE-EPD: N		ADJ. WW: 587			
VRT LAZY TV MS PETERBLT T309							ADJ. YW: 1002			
CMGF CLINCH MT TOP SHELF 1416B							SC: 34.5			
TWRG MISS 641E										
TWRG LEAH DILLON 640T										
EPD	CED	BW	WW	YW	MK	TM	CEM	HP	PG30	STAY
	12	-0.1	62	90	21	52	5	3.88	4.58	13
%	60	55	80	85	35	65	80	55	1	65
EPD	YG	CW	REA	MB	FT	\$COW	FPI	EPI		
	-0.01	34	0.4	0.67	0.01		81.82			
%	75	50	75	3	70		35			

50% Watchman calf. Homo Black with balanced EPD's.



Lazy TV Watchman - Sire of Lot 43

Lot 44	CCRO MR TOP SHELF 59G									
BA63 Bull	Black (Homo - D) 59G					Scurred AMGV1490579				
CCRO CCROSS TOP SHELF 9100WET					DOB: 9/16/2019		BW: 83			
CMGF CLINCH MT TOP SHELF 1416B					GE-EPD: N		ADJ. WW: 613			
CMGF CLINCH MT IIMPACT 1108Y							ADJ. YW: 1000			
MYTTY IN FOCUS							SC: 37.5			
TWRG MIF KIT 57U										
TWRG TD KITTY 55S										
EPD	CED	BW	WW	YW	MK	TM	CEM	HP	PG30	STAY
	8	1	64	88	21	53	4	2.35	1.44	15
%	95	80	70	90	35	55	90	80	35	30
EPD	YG	CW	REA	MB	FT	\$COW	FPI	EPI		
	-0.08	22	0.43	0.34	0		71.93			
%	45	90	70	50	50		90			

63% Balancer. Homo Black. Scurred.

SALE DAY SEMEN SPECIAL

- Carolina Security 8112F \$15
- Scarlett's Heavy Duty 5AD25 \$15
- Carolina Big Bounty 6015D \$15
- DLW Rancher 102C \$15
- JCGR Colton 292C \$15

And more bulls to choose from

Bring your semen tank on sale day!

Lot 45	CCROSS CAROLINA 1975G									
PB88 Bull	Black (Homo - D) 1975G					Polled AMGV1481039				
DLW NEW FRONTIER 33A ET					DOB: 10/18/2019		BW: 80			
JKGF FINAL FRONTIER C95					GE-EPD: N		ADJ. WW: 651			
KCF MISS FORTUNE U490							ADJ. YW: 1084			
FHG FLYING H EXCLUSIVE							SC: 37.5			
CCRO MS ESQUIRE 9153U										
HRCC 9642 177S										
EPD	CED	BW	WW	YW	MK	TM	CEM	HP	PG30	STAY
	11	0	64	99	21	53	7	5.91	2.29	13
%	60	45	60	40	45	55	30	40	10	80
EPD	YG	CW	REA	MB	FT	\$COW	FPI	EPI		
	-0.14	30	0.66	0.44	-0.01		77.97			
%	95	45	70	3	95		20			

88% Final Frontier son. Homo Black. Top 40% WW Top 3% Marbling.



Final Frontier C95 - Sire of Lots 45, 47, and 48

Lot 46 CCRO MR NIAGARA 652G

BA38 Bull Black (Homo - D) 652G Scurred AMGV1490578

S S NIAGARA Z29 DOB: 9/16/2019 BW: 83
 LUCAS NIAGARA 513J GE-EPD: N ADJ. WW: 609
 LUCAS LADY VT OBJECTIVE 326M ADJ. YW: 1013
 CCRO CCROSS'I DREW RJ!' 7605T
 TWRG MILLIE 650W SC: 35.5
 TWRG OL MOLLY 65R



	CED	BW	WW	YW	MK	TM	CEM	HP	PG30	STAY
EPD	17	-1.5	63	98	25	56	9	2.58	0.68	13
%	10	25	75	70	10	35	15	70	35	65

	YG	CW	REA	MB	FT	\$COW	FPI	EPI
EPD	-0.07	34	0.55	0.36	0		78.55	
%	50	50	40	45	50		55	

38% Homo Black. Heifer bull. Top 10% CED Top 25% BW. Scurred.

Lot 47 CCROSS CAROLINA 1977G

PB88 Bull Black (Homo - D) 1977G Polled AMGV1481041

DLW NEW FRONTIER 33A ET DOB: 10/20/2019 BW: 75
 JKGF FINAL FRONTIER C95 GE-EPD: N ADJ. WW: 638
 KCF MISS FORTUNE U490 ADJ. YW: 1081
 MRCO NEW DIRECTION 905 SC: 35.5
 CCRO MS HOT SAUCE 0324X
 CCRO ARLIN'S DREAM 8331U

	CED	BW	WW	YW	MK	TM	CEM	HP	PG30	STAY
EPD	11	0.2	73	106	21	57	5	4.22	0.94	13
%	75	50	20	25	45	30	70	65	25	80

	YG	CW	REA	MB	FT	\$COW	FPI	EPI
EPD	-0.27	34	0.82	0.25	-0.04	93.47	78.37	75.44
%	35	25	25	30	35	80	20	40

88% Final Frontier Son. Homo Black. Top 20% WW Top 25% YW, CW, REA, MB.

Lot 48 OLD SOUTH 1979G

PC75 Bull Black (Homo - P) 1979G Polled (Homo - P) AMGV1481043

DLW NEW FRONTIER 33A ET DOB: 10/22/2019 BW: 78
 JKGF FINAL FRONTIER C95 GE-EPD: N ADJ. WW: 697
 KCF MISS FORTUNE U490 ADJ. YW: 1019
 JCB LAZY TV BEECH JET R052ET SC: 38.5
 CCRO CAROLINA 3327A ET
 EHE MS TWILA'S FOCUS W607 ET

	CED	BW	WW	YW	MK	TM	CEM	HP	PG30	STAY
EPD	10	1.2	76	114	18	56	5	4.69	-0.3	15
%	80	80	20	20	70	35	75	45	60	35

	YG	CW	REA	MB	FT	\$COW	FPI	EPI
EPD	-0.18	38	0.69	0.39	-0.03	102.42	81.77	89.7
%	40	25	30	25	25	50	25	55

75% Final Frontier son. Homo Black and Homo Polled. Top 20% WW and YW Top 25% CW, CF, FPI Top 30% REA and Marbling.



Twila's Focus W607 - Grand Dam of Lot 48

COMMERCIAL OPEN HEIFERS

Lot 49

Lot 50

Lot 51

Lot 52

Lot 53

Lot 54

Lot 55

Lot 56

Lot 57

Lot 58